



# Derivative Insights

09.04.2026



# GEOJIT

PEOPLE YOU PROSPER WITH

## Option OI Spectrum - Indices

MONTHLY	NIFTY		BANK NIFTY		SENSEX	
	Calls	Puts	Calls	Puts	Calls	Puts
H'st OI Chg	25000	24000	58000	55000	80000	78500
H'st OI	24000	23000	58000	55000	80000	77000
H'st Vol	24000	23000	58000	55000	80000	77000

## Upcoming Expiry

WEEKLY	NIFTY		SENSEX		SENSEX Weekly	09.04.2026
	Calls	Puts	Calls	Puts		
H'st OI Chg	25000	23900	80000	77000	NIFTY Weekly	13.04.2026
H'st OI	25000	23000	80000	77000	BANK NIFTY Monthly	28.04.2026
H'st Vol	24000	23900	78000	77000	NIFTY Monthly	28.04.2026
					SENSEX Monthly	30.04.2026

## Stock Futures in Focus

Future*	Pr Close	Pr % Chg	OI % Chg	Comments
ONGC	287.05	-0.07	6.34	Short Buildup
FORTIS	842.20	-0.15	-2.07	Long Unwinding

### Comments:

Nifty weekly contract has the highest open interest at 25000 CE and 23000 PE while monthly contracts have the highest open interest at 24000 CE and 23000 PE. The highest OI addition was seen at 25000 CE and 23900 PE in weekly and at 25000 CE and 24000 PE in monthly contracts. Fills increased their future index long holdings by 8.76%, decreased future index shorts by 7.58% and in index options, 27.53% increase in Call longs, 4.52% increase in Call short, 14.82% increase in Put longs and 16.92% increase in Put shorts.

## Index F&O

	NIFTY		BANK NIFTY		SENSEX	
	Last	Chg	Last	Chg	Last	Chg
Near Future	24087	922	55990	3141	77978	3018
Discount	90	48	286	153	415	72
Straddle*	815	-330	2176	-804	799	-888

## FII Activity in Index F&O

	Fut longs	Fut shorts	CE Longs	CE Shorts	PE Longs	PE Shorts
OI % Change	8.76	-7.58	27.53	4.52	14.82	16.92
Open Interest	82405	309805	427437	730094	622244	441602

\* Upcoming Expiry

## Stock Options

### Upmoves Nearing Resistance

Ticker Symbol	CMP	Call strike
ALKEM	5246	5250
POLICYBZR	1498.5	1500
MCX	2596.4	2600
MAZDOCK	2395	2400
HDFCLIFE	598.3	600

These stocks have shown uptrend, but await break of key resistance as indicated by the strike with the highest CE OI.

### Consolidation Underway

Ticker Symbol	CMP	CE Strike	PE Strike	% Range
DABUR	427.25	500	370	30.43
ANGELONE	267.62	280	200	29.89
INOXWIND	86.51	90	65	28.90
MUTHOOTFIN	3503.2	4000	3000	28.55
JIOFIN	246.86	300	230	28.36

These stocks are undergoing consolidation, unable to break beyond previous congestion points, as indicated by the CE and PE strikes with the highest OI. Given the distance between the key CE and PE strikes, upmoves/downmoves may take time to gain momentum.

### Upside Breakout Underway

Ticker Symbol	CMP	Call strike
OBEROIRLTY	1635.8	1360
COFORGE	1270.4	1100
KEI	4507.1	4000
ADANIGREEN	1029.65	920
MOTILALLOFS	757.45	680

These stocks have shown uptrend, and have just broken above resistance as indicated by the strike with the highest CE OI.

### Downmoves Nearing Support

Ticker Symbol	CMP	Put strike
LT	4005.9	4000
KEI	4507.1	4500
COLPAL	1907	1900
SIEMENS	3226.1	3200
ITC	302.45	300

Downtrend may have started for these stocks, but await break of support as indicated by the strike with the highest PE OI.

### Narrow Range

Ticker Symbol	CMP	CE Strike	PE Strike	% Range
GRASIM	2756.2	2620	2600	0.73
MARUTI	13602	12900	13000	0.74
ICICIGI	1750.5	1800	1780	1.14
PATANJALI	468.65	500	490	2.13
INDUSINDBK	835.95	800	780	2.39

These stocks are undergoing consolidation, in a narrow trading range as indicated by the strikes with the highest CE and PE OI. Potential candidates for buying straddles/strangles in anticipation of breakout.

### Downside Breakout Underway

Ticker Symbol	CMP	Put strike
IREDA	122.46	146
IEX	129.44	150
UNITDSPR	1248.8	1400
LTF	275.46	300
ADANIENIT	2043.8	2200

These stocks have shown downtrend, and have just broken below support as indicated by the strike with the highest PE OI, pointing to more downsides.

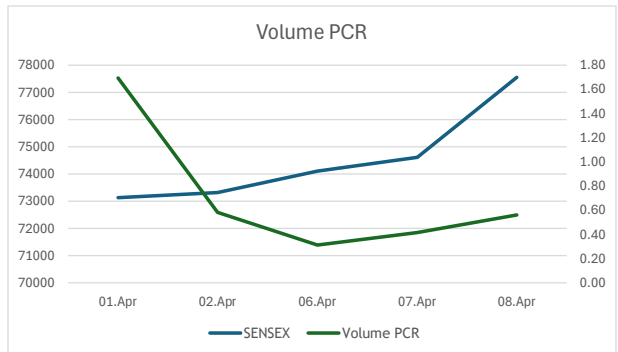
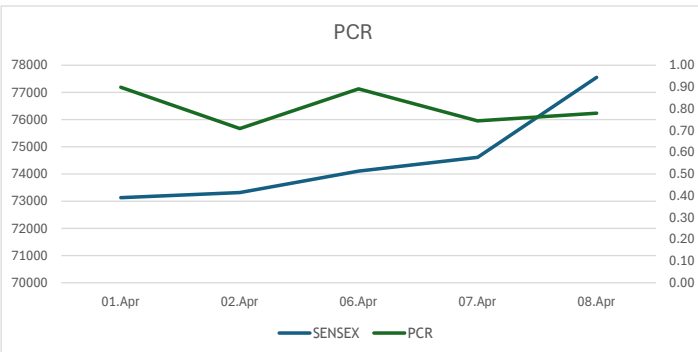
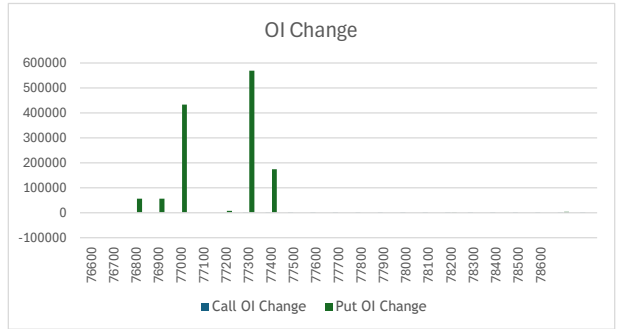
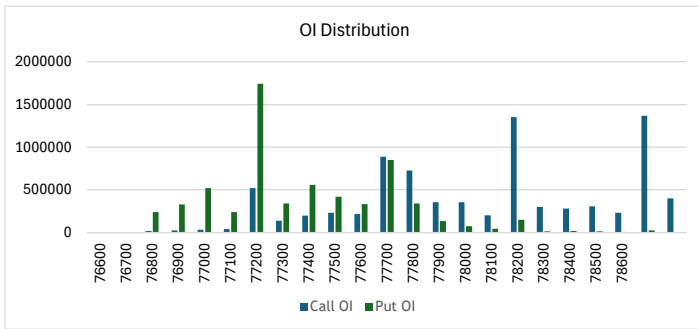
## Stock Futures

Long buildup			Short covering			Short buildup			Long unwinding		
Scripcode	Prc%	OI%	Scripcode	Prc%	OI%	Scripcode	Prc%	OI%	Scripcode	Prc%	OI%
BANDHANBNK	10.39	1.47	ASHOKLEY	12.65	-9.46	COALINDIA	-3.16	7.50	OIL	-4.57	-2.40
CHOLAFIN	10.00	1.41	FORCEMOT	12.08	-25.16	NATIONALUM	-2.80	1.55	DMART	-2.03	-6.68
NUVAMA	9.62	1.19	ADANIGREEN	11.26	-0.29	NESTLEIND	-0.66	1.32	TECHM	-0.97	-4.73
MOTHERSON	8.97	2.90	SHIRAMFIN	10.07	-3.02	WIPRO	-0.64	3.60	ASTRAL	-0.95	-1.28
ADANIENSOL	8.90	6.08	PGEL	10.04	-4.74	TORNTPHARM	-0.33	3.91	MARICO	-0.77	-4.15
AMBER	8.77	0.92	ABCAPITAL	9.83	-0.53	DRREDDY	-0.28	10.02	OFSS	-0.42	-5.30
ADANIENIT	8.56	2.50	HINDPETRO	9.71	-6.13	POWERGRID	-0.19	3.45	FORTIS	-0.15	-2.07
MOTILALLOFS	8.50	14.63	AUBANK	9.00	-2.28	ONGC	-0.07	6.34	HINDALCO	-0.05	-0.82
NAM-INDIA	8.45	34.48	TMPV	8.75	-3.46	LUPIN	-0.02	1.29			

# SENSEX Expiry Insights

CALL							PUT								
OI Advance			OI Decline			Most Active	OI Advance			OI Decline			Most Active		
Strike	OI	OI Chg	Strike	OI	OI Chg	Strike	Volume	Strike	OI	OI Chg	Strike	OI	OI Chg	Strike	Volume
80000	2945200	2248900	77000	520060	-755020	78000	107699860	75000	2014080	1900940	64900	455740	-1075320	77000	84946780
81000	1873780	1797120	76000	149940	-389740	77500	98977780	77000	1742080	1717960	69000	273720	-616360	76000	53377200
79000	2088020	1529960	76500	127660	-321020	78500	72035160	74000	2282080	1609220	66000	132400	-570100	77500	52879940
80500	1343560	1271720	75000	274880	-213360	79000	59282400	75500	1394380	1376360	65000	189120	-551100	76500	51108160
79500	1269320	1171540	75500	198140	-165160	77600	50936940	76000	1266940	1241820	69500	213700	-407580	77200	42753060

Call						Option Spectrum							Put
Comments	Volume	Price	OI	OI%Chg	Price%	Strike	Price%	OI%Chg	OI	Price	Volume	Comments	
Short Covering	1480480	998.45	24280	-64.88	1066.41	76700	-94.01	56396.55	327680	131.95	17710660	Short Addition	
Short Covering	2440420	914.55	33240	-62.97	1144.29	76800	-93.51	433283.3	520060	151.55	25090520	Short Addition	
Short Covering	2516700	836.9	40520	-49.39	1227.36	76900	-	-	239600	174.85	24948180	-	
Short Covering	26492740	757.15	520060	-59.21	1309.96	77000	-92.11	7122.55	1742080	197.95	84946780	Short Addition	
Long Addition	14155180	684.7	136660	73.21	1370.89	77100	-91.11	568666.7	341260	225.85	25559200	Short Addition	
Long Addition	31997760	613.35	196520	142.14	1448.86	77200	-90.22	173868.8	556700	257.4	42753060	Short Addition	
Long Addition	43072000	549.45	232380	55.31	1520.8	77300	-	-	419940	291.7	42126540	-	
Long Addition	48732040	486.55	217840	244.25	1552.12	77400	-	-	333060	331.95	37674800	-	
Long Addition	98977780	433.2	887960	49.74	1632.8	77500	-	-	851740	375.1	52879940	-	
Long Addition	50936940	388	728980	795.77	1655.66	77600	-	-	338740	422.55	18066840	-	
Long Addition	38534340	339.7	356980	280.41	1660.1	77700	-	-	134660	476.7	7314360	-	
Long Addition	38130980	297.55	355100	179.87	1655.46	77800	-	-	73060	533.9	3455180	-	
Long Addition	26388180	258.25	201540	116.38	1650.85	77900	-	-	43440	593.9	1503000	-	
Long Addition	107699860	223.25	1351040	24.31	1623.94	78000	-81.14	1104.01	150260	659.95	6283700	Short Addition	
Long Addition	27212480	192.5	299240	141.13	1634.23	78100	-	-	15500	734.8	419900	-	
Long Addition	27565840	165.85	281340	123.93	1609.79	78200	-	-	16540	808.1	404900	-	
Long Addition	23832420	142.55	306900	622.46	1529.14	78300	-	-	14380	882.05	139980	-	
Long Addition	25496260	121.3	231340	452.92	1435.44	78400	-	-	7500	956.95	73880	-	
Long Addition	72035160	103.65	1368900	158.63	1329.66	78500	-73.13	4267.86	24460	1040.75	441600	Short Addition	
Long Addition	23481240	88.35	402060	994.34	1269.77	78600	-	-	4580	1119.3	34960	-	



## DISCLAIMERS & DISCLOSURES:

### CERTIFICATION

I, Tency N. Kurien, analyst of Geojit Investments Limited, hereby certify that all the views expressed in this research report reflect our personal views about any or all of the subject issuer or securities. This report has been prepared by the Research Team of Geojit Investments Limited.

The Research Analyst hereby declare that:

- i. It is duly registered with SEBI as a Research Analyst pursuant to the SEBI (Research Analysts) Regulations, 2014 and its registration details are: INH000019567
- ii. It has registration and qualifications required to render the services contemplated under the SEBI (Research Analysts) Regulations, 2014 ("RA Regulations"), and the same are valid and subsisting.
- iii. Research analyst services provided by it do not conflict with or violate any provision of law, rule or regulation, contract, or other instrument to which it is a party or to which any of its property is or may be subject;
- iv. The maximum fee that may be charged by Research Analyst is ₹1.51 lakhs per annum per family of client.
- v. The recommendations provided by Research Analyst do not provide any assurance of returns.

### COMPANY OVERVIEW

Geojit Investments Limited Corporate Identification Number (CIN): U66110KL2023PLC080586 and SEBI Registration Number - Research Entity: INH000019567, having its registered office at 7<sup>th</sup> Floor, 34/659 - P, Civil Line Road, Padivattom, Edappally, Ernakulam, Kerala, India, 682024 is an investment services company with memberships in National Stock Exchange (NSE), Bombay Stock Exchange (BSE), Multi Commodity Exchange (MCX) and National Commodity & Derivatives Exchange (NCDEX). GIL offers advanced trading and investing platforms, and in-depth research reports & recommendations on equities, commodities, currencies and bonds. As a depository participant of NSDL and CDSL, GIL offers comprehensive investment related services like de-materialization, transmission and, hassle free distribution of benefits from corporate actions. GIL as a SEBI registered Research Entity, prepares and shares research data and reports periodically with clients, investors, stake holders and general public in compliance with the Securities and Exchange Board of India Act, 1992, the Securities and Exchange Board Of India (Research Analysts) Regulations, 2014 and/or any other applicable directives, instructions or guidelines issued by the Regulators from time to time.

### DISTRIBUTION OF REPORTS

This document is not for public distribution and has been furnished to you solely for your information and must not be reproduced or redistributed to any other person. Geojit Investments Limited will not treat the recipients of this report as clients by virtue of their receiving this report.

### GENERAL REPRESENTATION

The research reports do not constitute an offer or solicitation for the purchase or sale of any financial instruments, inducements, promise, guarantee, warranty, or as an official confirmation of any transaction or contractual obligations of any kind. This report is provided for assistance only and is not intended to be and must not alone be taken as the basis for an investment decision. The information contained herein is from publicly available data or other sources believed to be reliable, but we do not represent that it is accurate or complete and it should not be relied on as such. We have also reviewed the research report for any untrue statements of material facts or any false or misleading information. While we endeavour to update on a reasonable basis the information discussed in this material, there may be regulatory, compliance, or other reasons that prevent us from doing so.

### RISK DISCLOSURE

Geojit Investments Limited and/or its Affiliates and its officers, directors and employees including the analyst/authors shall not be in any way held responsible for any loss or damage that may arise to any person from any inadvertent error in the information contained in this report. Investors may lose his/her entire investment under certain market conditions, so before acting on any advice or recommendation in this material, investors should consider whether it is suitable for their particular circumstances and, if necessary, seek professional advice. This report does not take into account the specific investment objectives, financial situation/circumstances and the particular needs of any specific person who may receive this document. The user assumes the entire risk of any use made of this information. Each recipient of this report should make such investigation as it deems necessary to arrive at an independent evaluation of an investment in the securities of companies referred to in this report (including the merits and risks involved). The price, volume and income of the investments referred to in this report may fluctuate and investors may realize losses that may exceed their original capital.

### TECHNICAL DISCLAIMER

We have prepared this report based on information believed to be reliable. The recommendations herein are based on 12-month horizon, unless otherwise specified. The investment ratings are on absolute positive/negative return basis. It is possible that due to volatile price fluctuation in the near to medium term, there could be a temporary mismatch to rating. For reasons of valuations/return/lack of clarity/event we may revisit rating at appropriate time. The stocks always carry the risk of being upgraded to buy or downgraded to a hold, reduce or sell. The opinions expressed are subject to change, but we have no obligation to tell our clients when our opinions or recommendations change. This report is non-inclusive and does not consider all the information that the recipients may consider material to investments. This report is issued by Geojit Investments Limited without any liability/undertaking/commitment on the part of itself or any of its entities. We may have issued or may issue on the companies covered herein, reports, recommendations or information which is contrary to those contained in this report. The securities described herein may not be eligible to all categories of investors. Reports based on technical analysis is focused on studying charts of a stock's price movement and trading volume, as opposed to focusing on a company's fundamentals and as such, may not match with a report on a company's fundamentals. We may have issued or may issue on the companies covered herein, reports, recommendations or information which is contrary to those contained in this report. Opinions expressed herein are our current opinions as of the date appearing on this report only. Geojit Investments Limited does not guarantee returns, profits, accuracy, or risk-free investments from the use of its research services. All opinions, projections, estimates in the reports are based on the analysis of available data under certain assumptions as of the date of preparation/publication of the report. Any investment made based on recommendations in the reports are subject to market risks, and recommendations do not provide any assurance of returns. There is no recourse to claim any losses incurred on the investments made based on the recommendations in the research report. Any reliance placed on the report provided by Geojit Investments Limited shall be as per the client's own judgement and assessment of the conclusions contained in the report. The SEBI registration, Enlistment with RAASB, and NISM certification do not guarantee the performance of the RA or assure any returns to the client.

### JURISDICTION

The securities described herein may not be eligible for sale in all jurisdictions or to all categories of investors. The countries in which the companies mentioned in this report are organized may have restrictions on investments, voting rights or dealings in securities by nationals of other countries. Distributing/taking/sending/dispatching/transmitting this document in certain foreign jurisdictions may be restricted by law, and persons into whose possession this document comes should inform themselves about and observe any such restrictions. Failure to comply with this restriction may constitute a violation of any foreign jurisdiction laws. Foreign currencies denominated securities are subject to fluctuations in exchange rates that could have an adverse effect on the value or price of or income derived from the investment. Investors in securities such as ADRs, the value of which are influenced by foreign currencies effectively assume currency risk.

## REGULATORY DISCLOSURES:

Geojit Investments Limited is a wholly owned subsidiary of Geojit Financial Services Limited. Group Companies / fellow subsidiaries of GIL are Geojit Financial Services Limited, Geojit Technologies Private Limited (Software Solutions provider), Geojit Credits Private Limited (NBFC Services provider), Geojit Fintech (P) Limited, Geojit IFSC Limited (a company incorporated under IFSC regulations), Qurum Business Group Geojit Securities LLC. (a joint venture of holding company in Oman engaged in financial services) Barjeel Geojit Financial Services LLC (a joint venture of holding company in UAE engaged in financial services) BBK Geojit Business Consultancy and Information KSC (C) (a fellow subsidiary in Kuwait engaged in financial services) and Aloula Geojit Capital Company (a joint venture in Saudi Arabia under liquidation. In the context of the SEBI Regulations on Research Analysts (2014), Geojit Investments Limited affirms that we are a SEBI registered Research Entity and in the course of our business as a stock market intermediary, we issue research reports /research analysis etc that are prepared by our Research Analysts. We also affirm and undertake that no disciplinary action has been taken against us or our Analysts in connection with our business activities.

In compliance with the above-mentioned SEBI Regulations, the following additional disclosures are also provided which may be considered by the reader before making an investment decision:

### 1. Disclosures regarding Ownership\*:

Geojit Investments Limited confirms that:

(i) Geojit Investments Limited /its associates do not have financial interest in relation to the subject company (ies) covered herein/ has no other material conflict in relation to subject company, at the time of publication of the research report.

It/its associates have no actual beneficial ownership greater than 1% or more in relation to the subject company (ies) covered herein, at the end of the month immediately preceding the date of publication of the research report

Further, the Analyst confirms that:

(i) he, his associates and his relatives shall take reasonable care to ensure that they do not have stock holding in the securities covered herein, nor have any other financial interest, or other material conflict in the same, at the time of publication of the research report.

(ii) he, his associates and his relatives have no actual/beneficial ownership greater than 1% or more in the subject company covered, at the end of the month immediately preceding the date of publication of the research report

### 2. Disclosures regarding Compensation:

During the past 12 months, Geojit Investments Limited or its Associates:

(a) Have not received any compensation from the subject company; (b) Have not managed or co-managed public offering of securities for the subject company (c) Have not received any compensation for investment banking or merchant banking or brokerage services from the subject company (d) Have not received any compensation for products or services, other than investment banking or merchant banking or brokerage services from the subject company. (e) Have not received any compensation or other benefits from the subject company or third party in connection with the research report (f) The subject company is / was not a client during twelve months preceding the date of distribution of the research report, unless notified.

### 3. Disclosure by Geojit Investments Limited regarding the compensation paid to its Research Analyst:

Geojit Investments Limited hereby confirms that no part of the compensation paid to the persons employed by it as Research Analysts is based on any specific brokerage services or transactions pertaining to trading in securities of companies contained in the Research Reports.

### 4. Disclosure regarding the Research Analyst's connection with the subject company:

It is affirmed that, I, Tency N. Kurien, research analyst of Geojit Investments Limited have not served as an officer, director or employee of the subject company.

### 5. Disclosure regarding Market Making activity:

Neither Geojit Investments Limited /its Analysts have engaged in market making activities for the subject company.

### 6. Disclosure regarding conflict of interests

Geojit Investments Limited shall abide by the applicable regulations/ circulars/ directions specified by SEBI and Research Analyst Administration and Supervisory Body (RAASB) from time to time in relation to disclosure and mitigation of any actual or potential conflict of interest. Geojit Investments Limited will endeavour to promptly inform the client of any conflict of interest that may affect the services being rendered to the client.

Please ensure that you have read the "Risk Disclosure Documents for Capital Market and Derivatives Segments" as prescribed by the Securities and Exchange Board of India before investing.

7. Neither Geojit Investments Limited nor its Analysts have utilized any AI tools in the preparation of the research reports.

## **GRIEVANCE REDRESSAL**

Compliance Officer

Ms. Indu K.

Geojit Investments Ltd

7th Floor, 34/659-P, Civil Line Road,

Padivattom, Edapally, Ernakulam,

682024

Kerala, India

Tele: 0484 -400 1367/ 641 1367

Email: [compliance@geojit.com](mailto:compliance@geojit.com)

Grievance Officer

Mr Nitin K

Geojit Investments Ltd

7th Floor, 34/659-P, Civil Line Road,

Padivattom, Edapally, Ernakulam,

682024

Kerala, India

Tele: 0484- 400 1363/ 641 1363

Email : [grievances@geojit.com](mailto:grievances@geojit.com)

## **STANDARD WARNING**

Investment in securities market are subject to market risks. Read all the related documents carefully before investing.